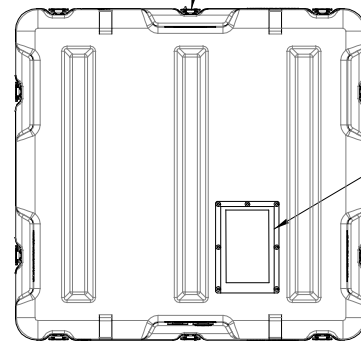
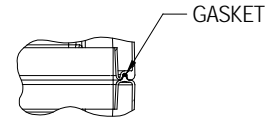


LOCATE SECOND LOCKING DEVICE HERE

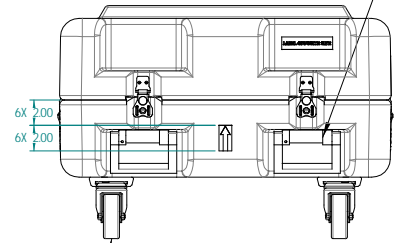


CARDHOLDER 4 X 6 OPTION



SECTION A-A

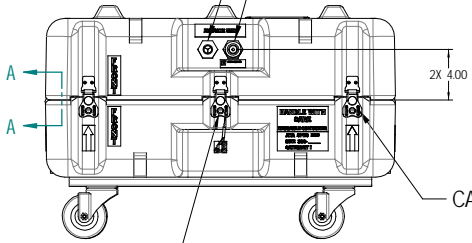
SHORT PLASTIC HANDLE (MUST REST AGAINST TOP OF HANDLEWELL)



REMOVEABLE CASTERS ON BOTTOM OPTION

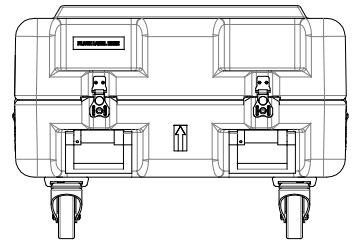
HUMIDITY INDICATOR OPTION

RELIEF VALVE OPTION



CATCH & STRIKE

CABLE CATCH OPTION



Additional Options Available

Alternative Options Available

Pouch 22" x 16"



Sm. Card Holder 3 x 5



Lid Door



Sm. Metal Handle



Padlock Hasp



Casters, Bottom Fixed (on Long plate)



NOTE:

This drawing represents Hardigg's standard hardware and markings placed in standard locations. Alternate configurable options are available upon request. If custom options or locations are required, Hardigg must quote separately.

CONFIGURABLE OPTIONS SHOWN IN STANDARD LOCATIONS

This drawing and all copies and the design and data shown are the property of HARDIGG INDUSTRIES, INC. So. Deerfield, MA U.S.A. and include proprietary information. The borrower by receipt or retention of the drawing agrees that, except as expressly authorized in writing by HARDIGG INDUSTRIES, INC. it will (1) not use the drawing or any copy of the design or data shown (2) not reproduce, copy, except, exhibit or distribute the drawing or any copy for use by others and (3) upon demand return the drawing, all copies and all material copies therefrom.

DIMENSIONS (REFERENCE ONLY)	INSIDE		OUTSIDE	
	INCH	MM	INCH	MM
LENGTH (LEFT TO RIGHT)	24.74	628	27.75	704
WIDTH (FRONT TO BACK)	23.25	590	26.25	667
HEIGHT	11.43	289	13.04	331
BASE HEIGHT	5.18	131	WEIGHT	
LID HEIGHT	6.25	158	25.0 LBS.	11 Kg

**HARDIGG® CASES**  
A Division of HARDIGG® INDUSTRIES, INC.  
South Deerfield, Massachusetts 01373 USA

TITLE: CONFIGURABLE CASE CAGE CODE: 11214  
DWG NO.: AL2423-0506 REV.: -

DR.: THIBODEAU DATE: 02FEB08 SCALE: N/A SHEET OF 1 1