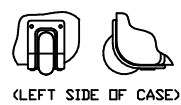
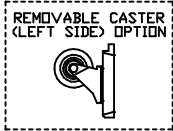


EDGE CASTER OPTION
P21-1307



FIXED CASTER
(LEFT SIDE) OPTION



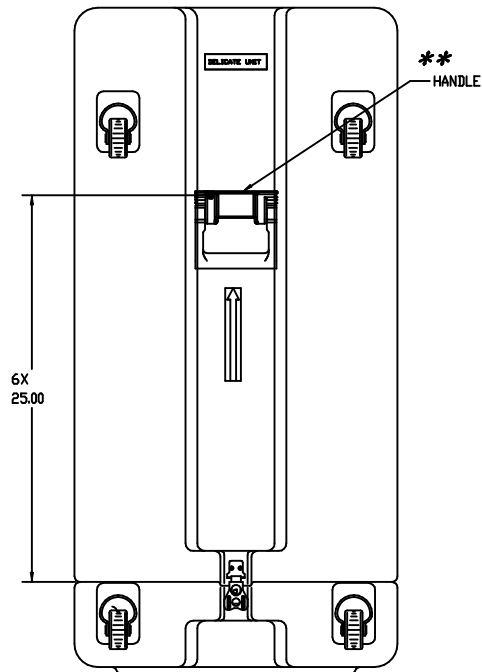
REMOVABLE CASTER
(LEFT SIDE) OPTION



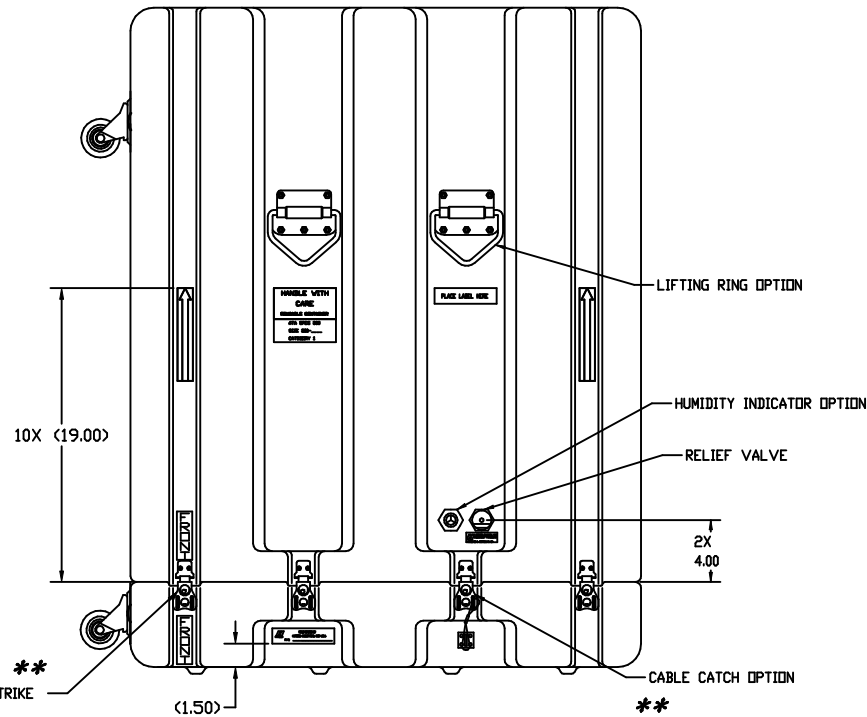
**
CARD HOLDER OPTION

DIMENSIONS (FOR REFERENCE ONLY)	INCH	MM
OVERALL LENGTH (LEFT TO RIGHT)	32.75	831.9
OVERALL WIDTH (FRONT TO BACK)	20.87	530.1
OVERALL HEIGHT	43.31	1100.1
INSIDE LENGTH (LEFT TO RIGHT)	29.75	755.7
INSIDE WIDTH (FRONT TO BACK)	17.87	453.9
INSIDE HEIGHT	41.50	1054.1
INSIDE "B" HEIGHT	5.25	133.4
INSIDE "A" HEIGHT	36.25	920.8

** ALTERNATIVE HARDWARE IS
AVAILABLE FOR "***" ITEMS.



6X
25.00



10X (19.00)

LIFTING RING OPTION

HUMIDITY INDICATOR OPTION

RELIEF VALVE

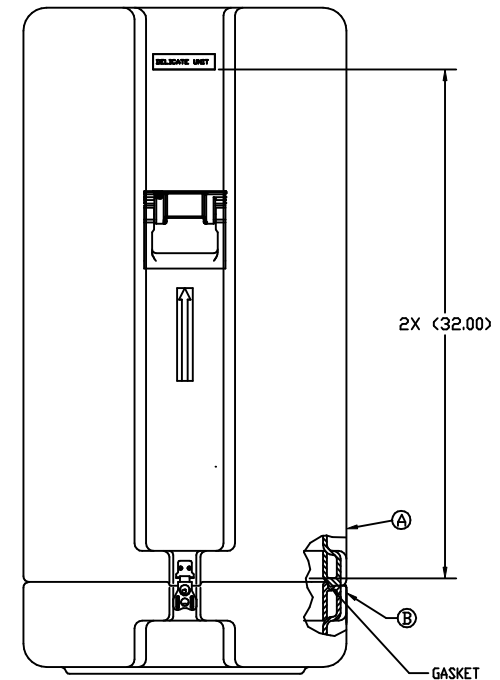
CABLE CATCH OPTION

**

**
CATCH & STRIKE

(1.50)

2X
4.00



2X (32.00)

A

B

GASKET

NOTE:
THIS DRAWING REPRESENTS HARDIGG'S STANDARD CASE OPTIONS,
LOCATED IN STANDARD LOCATIONS. IF ALTERNATIVE OPTIONS OR
LOCATIONS ARE REQUIRED, HARDIGG MUST QUOTE SEPARATELY.

HARDIGG INDUSTRIES, INC.
SOUTH DEERFIELD, MASSACHUSETTS 01870

TITLE
STANDARD CONFIGURABLE CASE

CASE
11214

DATE
12/16/98

SHEET
1 OF 1

THIS DRAWING AND ALL COPIES AND THE DESIGN
AND DATA SHOWN ARE THE PROPERTY OF HARDIGG
INDUSTRIES, INC. SO DEERFIELD, MA U.S.A.
AND INCLUDE PROPRIETARY INFORMATION. THE
DRAWING AGREES THAT, EXCEPT AS EXPRESSLY
AUTHORIZED IN WRITING BY HARDIGG INDUSTRIES,
INC. IT WILL (1) NOT USE THE DRAWING OR ANY
COPY OF THE DESIGN OR DATA SHOWN (2) NOT
REPRODUCE, COPY, EXCEPT, EXHIBIT OR DIS-
SEMINATE THE DRAWING OR ANY COPY FOR USE BY
OTHERS AND (3) UPON DEMAND RETURN THE
DRAWING AND ALL COPIES AND MATERIAL
COPIED THEREFROM.

REV. BY
B

DATE
12/16/98

SHEET
1 OF 1

3018-3605R