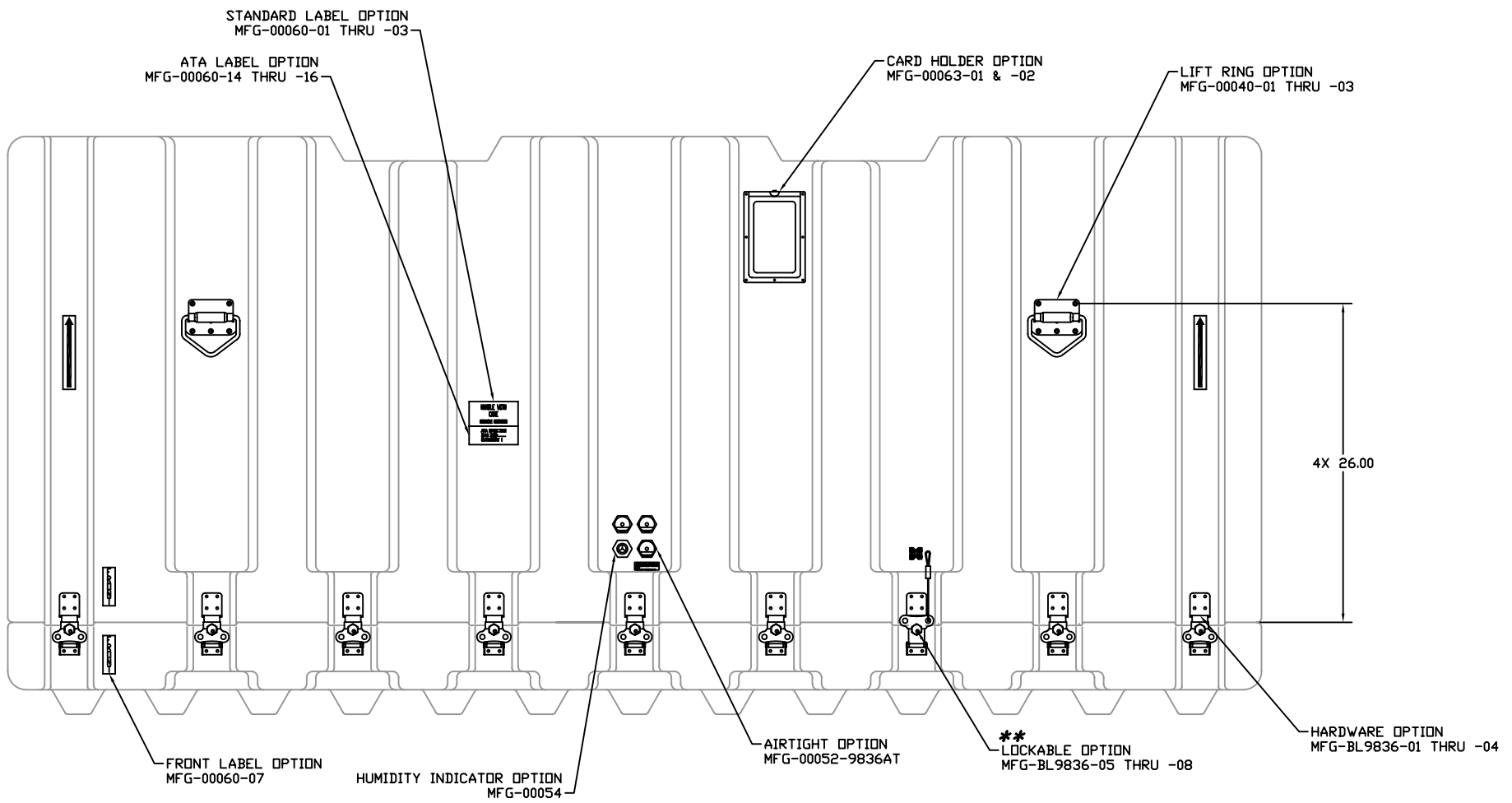


\*\* ALTERNATIVE HARDWARE IS AVAILABLE FOR "\*\* ITEMS.

STANDARD DEFAULT OPTIONS			ZONE	REV.	ECO.	BY/DATE
DESCRIPTION	PART NO.	QTY				
CONTAINER, MOLDED IN GRAY-133	MFG-BL9836-3705-133	1				
KIT, HZY, ALL CATCH & STRIKE	MFG-BL9836-01	1				
KIT, INJECTION MOLDED HANDLE, LG	MFG-00031	4				
KIT, SILICONE GASKET, OPEN LOOP	MFG-00050-9836FL	1				
PACKAGING, STD	MFG-00090-062	1				

D  
C  
B  
A

D  
C  
B  
A



NOTE:  
This drawing represents Hardigg's standard available hardware and markings placed in standard locations. Alternate configurable options are available upon request. If custom options or locations are required, Hardigg must quote separately.

DIMENSIONS (REFERENCE ONLY)	INSIDE		OUTSIDE	
	INCH	MM	INCH	MM
LENGTH (LEFT TO RIGHT)	97.80	2484	101.8	2586
WIDTH (FRONT TO BACK)	35.90	912	39.90	1014
HEIGHT	42.10	1069	46.79	1189
BASE HEIGHT	37.00	940		
LID HEIGHT	5.10	130		
			WEIGHT	
			242 LBS	110 KG

COMPUTER GENERATED DRAWING  
CHECK TO SEE DIMENSIONS LISTED AT BOTTOM OF THIS DRAWING ARE CORRECT.

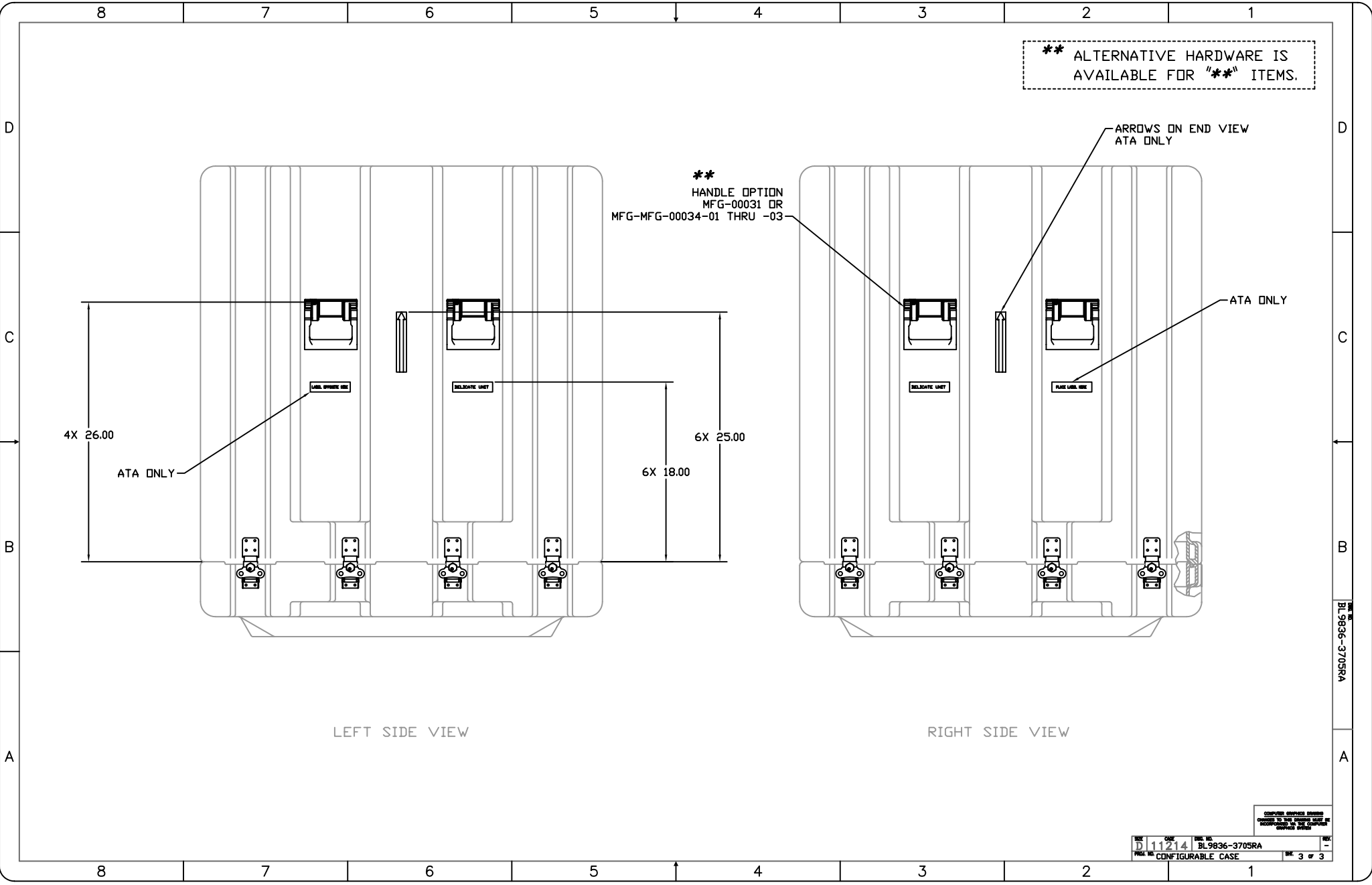
**HARDIGG**  
A Division of HARDIGG INDUSTRIES, INC.  
South Deerfield, Massachusetts 01373 USA

CONFIGURABLE CASE		REV.	11214
BL9836-3705RA		REV.	--
DATE:	04/20/04	SCALE:	N/A
DRAWN BY:	ANTDSZ	CHECKED BY:	1 OF 2

This drawing and all copies and the design and data shown are the property of HARDIGG INDUSTRIES, INC. No part of this drawing, its contents, or its design shall be reproduced, stored in a retrieval system, or transmitted in any form or by any means, electronic, mechanical, photocopying, recording, or otherwise, without the prior written permission of HARDIGG INDUSTRIES, INC. It is the user's responsibility to verify the accuracy of the data shown on this drawing and to use the drawing or any copy for use by others and (3) upon demand return the drawings of copies and all related copies therefrom.

8 7 6 5 4 3 2 1

BL9836-3705RA



\*\* ALTERNATIVE HARDWARE IS AVAILABLE FOR \*\*\* ITEMS.

\*\* HANDLE OPTION  
MFG-00031 OR  
MFG-MFG-00034-01 THRU -03

ARROWS ON END VIEW  
ATA ONLY

ATA ONLY

4X 26.00

ATA ONLY

HARDWARE UNIT

6X 18.00

HARDWARE UNIT

6X 25.00

HARDWARE UNIT

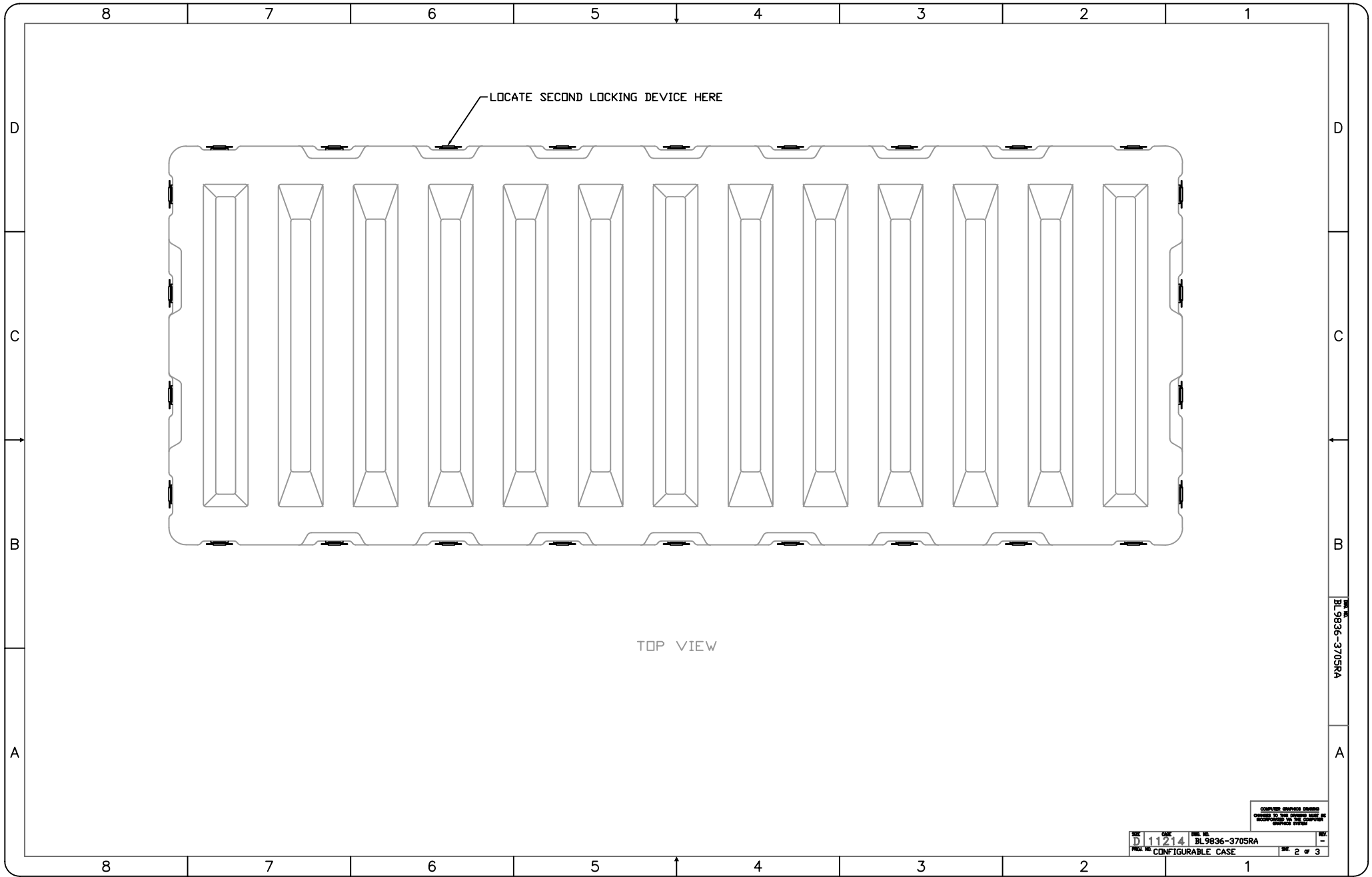
FACE HARDWARE

LEFT SIDE VIEW

RIGHT SIDE VIEW

BL9836-3705RA

COMPUTER SERVICE CENTER ORDER TO THE FURNISHER BASE ON INFORMATION TO BE SUPPLIED			
REV. D	QTY. 11214	FIG. NO. BL9836-3705RA	REV. -
PART NO. CONFIGURABLE CASE			SH. 3 of 3



LOCATE SECOND LOCKING DEVICE HERE

TOP VIEW

BL 9836-3705RA  
A

<small>COMPUTER GRAPHICS SYSTEMS          DIVISION OF THE GENERAL ELECTRIC          CORPORATION, 100 CENTRE STREET          BOSTON, MASSACHUSETTS 02114</small>			
<small>REV. NO.</small> <b>D11214</b>	<small>DATE</small> -	<small>FIG. NO.</small> BL9836-3705RA	<small>REV.</small> -
<small>FIG. NO.</small> CONFIGURABLE CASE			<small>SHEET</small> 2 of 3