



PELICAN™
HARDIGG CASES™

**> RACK CASES: SUPERIOR SHIPPING PROTECTION
FOR FRAGILE INSTRUMENTS AND ELECTRONICS**

DISTRIBUTED BY

Sierra Cases

1.888.880.7728

sales@sierracases.com



> SUPERIOR SHIPPING PROTECTION FOR FRAGILE INSTRUMENTS AND ELECTRONICS

Pelican-Hardigg™ Cases are world renowned as the toughest, smartest transport systems available for commercial, industrial and military shippers. Our innovative design process and rigorous testing methods continue to result in superior patented advancements that ensure your vital, sensitive and expensive electronics remain protected. Pelican-Hardigg™ Rackmount Cases can take repeated drops, blows and soakings while protecting your gear. When it comes to electronics, nothing protects better than a Pelican- Hardigg™ Case.

From the ultimate protection of a Classic Rack, to the removable rack option offered by SuperMAC, to the smaller footprint MAC Rack and ProRack, Pelican-Hardigg™ has the solution to fit your exact shipping and protection requirements.

All Pelican-Hardigg™ Rackmount Cases boast rugged rotomolded exterior shells that withstand all kinds of abuse, drop after drop, in every environment – damage free.

Extensive computer aided drop tests are performed at our South Deerfield test labs.

> ALL PELICAN-HARDIGG™ RACK CASES

Molded-in, tongue-in-groove gasketed parting lines seal tight and remain so after impacts

Patented, molded-in metal inserts for catch and hinge attachment points provide strength and spread loads to the container wall for maximum integrity

Molded-in male/female stacking ribs for secure stacking

Patented, positive anti-shear locks prevent case lids from separating from mid-section even after impact – and minimize stress on hardware

Shock mounts provide excellent shock and vibration cushion for delicate equipment

Molded-in ribs provide extra columnar strength

One-piece rotomolded body and lids

Pelican-Hardigg's patented, wide-design, Comfort Grip Handles™ come standard on most cases

Interference fit spiral spring pins in each corner for maximized structural integrity

BLACKBOX ONLY
BLACKBOX comes standard with rugged steel frame

Designed to meet ANSI/EIA-310-C for universal rack mounting hole pattern (10/32 for US, M6 for International)

Aircraft-quality, precision-tempered 6061-T6 aluminum provides a high strength-to-weight ratio

Fully recessed hardware protected from external impact damage

Exceeds Air Transport Association (ATA) Specification 300, Category I requirements

Reinforced corners and edges (high-stress areas) with 15 to 20% more material

Splash and rain resistant – airtight/watertight available

Durable molded-in color

> G FRAGILITY RATING

The fragility of an item is normally expressed in “G” units. G units are a measure of the force exerted on bodies by the earth’s gravitational pull. The larger the G force needed to cause breakage, the less protection necessary from shock and vibration.

For instance, an item with 20 G fragility will suffer damage when subjected to a force 20 times that of normal earth gravity. The fragility of an instrument or piece of equipment is usually determined by laboratory testing.

> CHOOSING THE PERFECT RACKMOUNT CASES

From the most delicate equipment to slightly more rugged electronics, Pelican has a case with the perfect combination of shock, vibration protection and portability.

Use the following product pages to help you find the exact configuration of access and stabilizing security suited to your specific needs.

■ *If you require a case with a capacity beyond 340 lbs., please contact us for more options or custom solutions.*

G	Classic Rack™ EXTREME DUTY ULTRA FRAGILE	SuperMAC™ MEDIUM DUTY MODERATE FRAGILE	MAC Rack™ MEDIUM DUTY MODERATE FRAGILE	Blackbox LIGHT MEDIUM DUTY SEMI FRAGILE	ProRack™ LIGHT DUTY SEMI FRAGILE
FRAGILITY RATING	15-30	40-70	50-80	40-80	80-120

> THE ULTIMATE SHOCKPROOF SOLUTION



Pelican-Hardigg's extra rugged, rotomolded Classic Rack Cases have demonstrated their strength thousands of times over by saving ultra-fragile equipment from damage during transport. Our proven 19" EIA Classic Rack is the strongest, most secure rack in the industry. Our precision-tuned, elastomeric, shock mount systems provide maximum protection for ultra-fragile equipment from shock and vibration – nothing protects better than a Classic Rack from Pelican-Hardigg™

> FEATURES

- Ideal for delicate equipment that requires the most protection available, in the widest range of sizes.
- Individually fine-tuned shock mounts for each application provide excellent shock and vibration dampening plus cooling airflow for operating equipment.
- Security for equipment from 20-340 lbs.
- Recessed, zinc-plated, yellow chromate hardware holds up under duress and use.
- Tool-free rack removal.

> APPLICATION EXAMPLES

- Rack mountable precision test equipment.
- Electro-mechanical.
- Medical and biological diagnostic equipment, memory storage devices.
- Meteorological instruments.
- Mobile operations.
- Broadcast and video gear.
- Laboratory equipment.
- Aerospace instrumentation.
- Servers, military mission planning.
- Command and control equipment.
- Flight simulators.

Cut away,
exposing shock mount
and rack frame.*



Shock mounts isolate equipment from vibration as well as impact forces. Shock mounts vary in size depending on protection requirements from delicate equipment to rugged electronics, and can control impact forces from 15 G's to 120 G's.

* Rack frame design subject to change.

> SUPERIOR COMPACT MOBILITY FOR RACK-MOUNTED EQUIPMENT



SuperMAC™ is our most compact container with a removable rack option, making field deployment and equipment integration easier than ever before. SuperMAC's innovative design makes strategic use of every interior inch, allowing ample space for wiring and equipment integration while providing medium duty protection. The optional removable rack system slides open as easily as a file drawer, allowing full access to equipment. Sensitive electronic equipment mounted in a SuperMAC case can survive the day-to-day falls, vibrations and other stressors that cause competitors' rack cases to fail.

> FEATURES

- Textured low visibility finish for unobtrusive storage and transport.
- Patented Comfort Grip Handles™ make lifting easy.
- Recessed, cobalt black hardware is long-lasting and fastens securely.
- 24" wide - two cases can fit side-by-side in most military vehicles.
- Molded-in rib design provides secure stacking and interlock.
- Patent pending shock mount design.
- Removable rack features Lock 'N Load™, a quick latch system that locks racks securely into place for transit, unlike competitive models that can slide freely upon impact.
- Space-saving, light weight case with a removable rack option.
- Molded-in lid hangers allow lid to hang easily from the side of the case.

> APPLICATION EXAMPLES

- *Field-deployed equipment.*
- *Sheltered applications.*
- *Control consoles and panels.*
- *Radar and Microwave antennas.*
- *Solid-state circuit electronics.*
- *Radio, TV and communications equipment.*

> COMPACT, LIGHT WEIGHT AND SHOCKPROOF TRANSPORTS



Compact and light weight MAC Rack™ Cases boast a smaller footprint to make the most of limited space. These minimized cubes protect with the same rugged rotomolded outer shell and 19" EIA shock mounted rack as the Classic Cases, but with a smaller sway space. Inside, delicate equipment and instruments travel and perform while protected from shock, vibration, moisture, and impact. Perfect for shipping around the world or just moving down the hall – MAC Racks give you all the needed shock and vibration protection plus a more efficient use of space. Casters even come standard on the 5-inch-size lids for total portability. If it's versatility as well as protection you're looking for, MAC Rack is the case to get you there and back – again and again.

> FEATURES


- Compact and light weight.
- Shock mounts designed for 20-200 lbs. provide shock and vibration dampening and cooling airflow while minimizing the case size.
- Often used when space and weight are critical along with shock and vibration protection.
- Recessed, cobalt black hardware is durable and fastens tight.
- Patented Comfort Grip Handles™ make lifting ergonomic.
- 5" lids include smooth rolling edge casters.

> APPLICATION EXAMPLES

- *Field deployed applications.*
- *Sheltered applications.*
- *Solid-state circuit electronics.*
- *Radar and microwave antennas.*
- *Control consoles and panels.*
- *Radio, TV and communications equipment.*

> LIGHT WEIGHT AND COMPACT

These light weight, compact, and double ended cases offer light to medium duty protection and boast significantly better light duty shock performance than the competition. The use of recycled materials in the shell and a sturdy steel frame offer great value while upholding Pelican-Hardigg's industry-leading standards. When you need to be cost-conscious but can't sacrifice performance, BlackBox is the answer.



> FEATURES

- Compact and light weight.
- Shock mounts provide 2" of sway space to isolate equipment.
- Molded-in rib design provides secure stacking and interlock.
- Black hardware is long-lasting and fastens securely.
- Patented Comfort Grip Handles™ make lifting ergonomic.
- Automatic pressure relief valve.
- Two edge casters.
- Airtight and watertight.

> APPLICATION EXAMPLES

- Audio/Video recording and processing systems.
- Satellite communication systems.
- Radio communication systems.
- Seismic data recording instrumentation.
- Climate data collection.



> EQUIPMENT PROTECTION WITH MINIMAL FORM FACTOR



ProRack Cases are the ideal option when you need a light weight, space-efficient, front and rear opening container, but not a shock mounted system. Add accessories such as coupling catches for locking stability, removable casters or extra threaded rack clips to suit your exact needs. This is the toughest small case available for security, rain, immersion, dust and impact.

> FEATURES

- Rugged 18" deep cases, with aircraft aluminum frames mounted directly to the case shell protects your gear from direct impact transmission.
- Compact size and light weight cases.
- Designed for equipment up to 75 lbs.
- Recessed, zinc-plated, yellow chromate hardware holds up under extreme conditions.




> APPLICATION EXAMPLES

- Field-deployed amplifiers and electronic, medical or testing equipment components.








The water in the jar demonstrate to engineers the intense vibration a case withstands, while the jar attached to the equipment is calm, indicating a safe shock level (Shock mount technology does not apply to ProRack Cases).

> CLASSIC RACK | SUPERMAC | MAC RACK OPTIONS

						
Casters ■ Also available for ProRack	Edge Casters (Std. on MAC with 5" lid)	Caster Storage in Lid	Metal or Comfort Grip Handles	Extra Handles	Card Holder ■ Also available for ProRack	ID Plate ■ Also available for ProRack
						
Front Labels ■ Also available for ProRack	Standard Labels	Custom Stenciling ■ Also available for ProRack	Airtight/Watertight Capability ■ Also available for ProRack	Coupling Catches	Humidity Indicator	Lid Hangers
						
Lid Storage Pouch	Lift Rings/Tie Down Rings	Leg Kit Chair or Table	Lockable Cable Catch (1 set of 4 ea)	Removable Rack System	Stainless Steel Hardware (clear or black passivated finish)	1/8" Wider Frame —typically used with slides mounted on inside of uprights
						
Fixed Bottom Support Rails (bottom view)	Adjustable Vertical Supports	Adjustable Horizontal Supports	Bezel Plate ■ Also available for ProRack	Drawers ■ Also available for ProRack	Keyboard Tray	Rack Slides (#85 Capacity)

> PRORACK OPTIONS ■ Additional ProRack Options also available from chart above.

				
Shelf	Stainless Steel Hardware (instead of standard zinc, yellow chromate finish)	Extra Threaded Rack Clips	Coupling Catches	Rear Rack Frame (rear view)

	
Shelves, Fixed and Sliding	Panel Screws with Washers (50 ea) ■ Also available for ProRack

> OPTIONAL COLORS FOR ALL RACK CASES

						
Gray - 133 Fed Std# 26270	Tan - 250 Fed Std# 20372	Blue - 135(lt) Pantone# 292U	White - 132 Fed Std# 27925	Yellow - 136 Pantone# 012U	Green - 138(forest) Fed Std# 24052	Orange - 134 Fed Std# 12197
						
Yellow - 131 Fed Std# 23538	Maroon - 197 Pantone# 202U	Blue - 101(dk) Fed Std# 25052	Black - 032 Fed Std# 27040	Red - 130 Fed Std# 21105	Olive Drab - 137 Fed Std# 34096	Purple - 129 Pantone# 245U

Note: Some options are not available on all case sizes and availability is subject to change at manufacturer's discretion.
Case colors/options may differ slightly from printed versions.

> CLASSIC RACK SPECIFICATIONS



> Classic Rack™	RACK HEIGHT U SIZE			RACK LENGTH		RACK WIDTH		LID I.D. FRONT/ BACK ¹	LENGTH O.D. ²		WIDTH O.D.		HEIGHT O.D. ³		WEIGHT		SHIPPING CUBE	
PART NO.	U	in	mm	in	mm	in	mm	in	in	mm	in	mm	in	mm	lbs	kg	ft3	m3
DE2410-02/24/02	3U	5.25	133	20	508	19	483	2.5 / 2.5	32.0	813	27.0	686	12.3	311	43	19.5	6.1	0.17
DE2410-02/24/05								2.5 / 5.25	34.8	883					44	20.0	6.7	0.19
DE2410-05/24/05								5.25 / 5.25	37.5	953					45	20.4	7.2	0.20
DE2412-02/24/02	4U	7.00	178	20	508	19	483	2.5 / 2.5	32.0	813	27.0	686	14.6	371	50	22.7	7.3	0.21
DE2412-02/24/05								2.5 / 5.25	34.8	883					51	23.1	7.9	0.22
DE2412-05/24/05								5.25 / 5.25	37.5	953					52	23.6	8.6	0.24
DE2414-02/24/02	5U	8.75	222	20	508	19	483	2.5 / 2.5	32.0	813	27.0	686	16.6	422	52	23.6	8.3	0.24
DE2414-02/24/05								2.5 / 5.25	34.8	883					54	24.5	9.0	0.26
DE2414-05/24/05								5.25 / 5.25	37.5	953					56	25.4	9.7	0.28
DE2414-02/27/02	5U	8.75	222	25	635	19	483	2.5 / 2.5	34.9	886	27.0	686	16.6	422	53	24.0	9.1	0.26
DE2414-02/27/05								2.5 / 5.25	37.6	956					55	24.9	9.8	0.28
DE2414-05/27/05								5.25 / 5.25	40.4	1026					57	25.9	10.5	0.30
DE2416-02/24/02	6U	10.50	267	20	508	19	483	2.5 / 2.5	32.0	813	27.0	686	18.6	473	56	25.4	9.3	0.26
DE2416-02/24/05								2.5 / 5.25	34.8	883					57	25.9	10.1	0.29
DE2416-05/24/05								5.25 / 5.25	37.5	953					59	26.8	10.9	0.31
DE2416-02/27/02	6U	10.50	267	25	635	19	483	2.5 / 2.5	34.9	886	27.0	686	18.6	473	57	25.9	10.1	0.29
DE2416-02/27/05								2.5 / 5.25	37.6	956					59	26.8	10.9	0.31
DE2416-05/27/05								5.25 / 5.25	40.4	1026					60	27.2	11.7	0.33
DE2418-02/20/02	7U	12.25	311	18	457	19	483	2.5 / 2.5	27.5	699	27.0	686	20.6	524	59	26.8	8.9	0.25
DE2418-02/20/05								2.5 / 5.25	30.3	768					61	27.7	9.7	0.28
DE2418-05/20/05								5.25 / 5.25	33.0	838					63	28.6	10.6	0.30
DE2418-02/27/02	7U	12.25	311	25	635	19	483	2.5 / 2.5	34.9	886	27.0	686	20.6	524	60	27.2	11.2	0.32
DE2418-02/27/05								2.5 / 5.25	37.6	956					62	28.1	12.1	0.34
DE2418-05/27/05								5.25 / 5.25	40.4	1026					64	29.0	13.0	0.37
DE2421-02/27/02	9U	15.75	400	25	635	19	483	2.5 / 2.5	34.9	886	27.0	686	24.3	616	70	31.8	13.2	0.37
DE2421-02/27/05								2.5 / 5.25	37.6	956					71	32.2	14.3	0.40
DE2421-05/27/05								5.25 / 5.25	40.4	1026					73	33.1	15.3	0.43

> CLASSIC RACK SPECIFICATIONS

> Classic Rack™	RACK HEIGHT U SIZE			RACK LENGTH		RACK WIDTH		LID I.D. FRONT/ BACK ¹	LENGTH O.D. ²		WIDTH O.D.		HEIGHT O.D. ³		WEIGHT		SHIPPING CUBE	
PART NO.	U	in	mm	in	mm	in	mm	in	in	mm	in	mm	in	mm	lbs	kg	ft3	m3
* DE2121-02/18/02	10U	17.50	445	17	432	19	483	2.5 / 2.5	25.5	648	24.0	610	24.3	616	47	21.3	8.6	0.24
* DE2121-02/18/05								2.5 / 5.25	28.3	718					49	22.2	9.5	0.27
* DE2121-05/18/05								5.25 / 5.25	31.0	787					51	23.1	10.4	0.30
* DE2121-02/30/02	10U	17.50	445	28	711	19	483	2.5 / 2.5	37.5	953	24.0	610	24.3	616	76	34.5	12.6	0.36
* DE2121-02/30/05								2.5 / 5.25	40.3	1022					78	35.4	13.6	0.38
* DE2121-05/30/05								5.25 / 5.25	43.0	1092					80	36.3	14.5	0.41
DE2425-02/27/02	11U	19.25	489	25	635	19	483	2.5 / 2.5	34.9	886	27.0	686	27.9	709	75	34.0	15.2	0.43
DE2425-02/27/05								2.5 / 5.25	37.6	956					78	35.4	16.4	0.46
DE2425-05/27/05								5.25 / 5.25	40.4	1026					81	36.7	17.6	0.50
DE2430-02/27/02	14U	24.50	622	25	635	19	483	2.5 / 2.5	34.9	886	27.0	686	33.0	838	79	35.8	18.0	0.51
DE2430-02/27/05								2.5 / 5.25	37.6	956					81	36.7	19.4	0.55
DE2430-05/27/05								5.25 / 5.25	40.4	1026					83	37.6	20.8	0.59
DE2442-02/27/02	21U	36.75	933	25	635	19	483	2.5 / 2.5	34.9	886	27.0	686	44.6	1133	103	46.7	24.3	0.69
DE2442-02/27/05								2.5 / 5.25	37.6	956					105	47.6	26.2	0.74
DE2442-05/27/05								5.25 / 5.25	40.4	1026					107	48.5	28.2	0.80
DE2652-02/25/02	26U	45.50	1156	23	584	19	483	2.5 / 2.5	32.5	826	29.0	737	54.6	1387	119	54.0	29.8	0.84
DE2652-02/25/05								2.5 / 5.25	35.3	895					121	54.9	32.3	0.91
DE2652-05/25/05								5.25 / 5.25	38.0	965					123	55.8	34.8	0.99
DE2410-02/35/02 NEW	3U	5.25	133	33	838	19	483	2.5 / 2.5	43.0	1092	27.0	686	12.3	311	50.0	22.7	8.3	0.24
DE2410-02/35/05 NEW								2.5 / 5.25	45.8	1163					51.0	23.1	8.8	0.25
DE2410-05/35/05 NEW								5.25 / 5.25	48.5	1232					52.0	23.6	9.3	0.26
DE2412-02/35/02 NEW	4U	7.00	178	33	838	19	483	2.5 / 2.5	43.0	1092	27.0	686	14.6	371	53.0	24.0	9.8	0.28
DE2412-02/35/05 NEW								2.5 / 5.25	45.8	1163					54.0	24.5	10.5	0.30
DE2412-05/35/05 NEW								5.25 / 5.25	48.5	1232					55.0	25.0	11.1	0.31
DE2414-02/35/02 NEW	5U	8.75	222	33	838	19	483	2.5 / 2.5	43.0	1092	27.0	686	16.6	422	54.0	24.5	11.2	0.32
DE2414-02/35/05 NEW								2.5 / 5.25	45.8	1163					56.0	25.4	11.9	0.37
DE2414-05/35/05 NEW								5.25 / 5.25	48.5	1232					58.0	26.3	12.6	0.36
DE2418-02/35/02 NEW	7U	12.25	311	33	838	19	483	2.5 / 2.5	43.0	1092	27.0	686	20.6	524	63.0	28.6	13.8	0.39
DE2418-02/35/05 NEW								2.5 / 5.25	45.8	1163					65.0	29.5	14.7	0.42
DE2418-05/35/05 NEW								5.25 / 5.25	48.5	1232					67.0	30.4	15.6	0.44
DE2421-02/35/02 NEW	9U	15.75	400	33	838	19	483	2.5 / 2.5	43.0	1092	27.0	686	24.3	616	71.0	32.2	16.3	0.46
DE2421-02/35/05 NEW								2.5 / 5.25	45.8	1163					72.0	32.7	17.4	0.49
DE2421-05/35/05 NEW								5.25 / 5.25	48.5	1232					74.0	33.6	18.4	0.52

* Reduced Sway Space - Special shock mounts required
¹ - Lid Outside Dimension (O.D.) = Lid I.D. plus 1.25" per lid

² - Length includes stacking ribs
³ - Height excludes 1.0" stacking ribs

> SUPERMAC | MAC RACK SPECIFICATIONS

> Super MAC™	RACK HEIGHT U SIZE			RACK LENGTH		RACK WIDTH		LID I.D. FRONT/ BACK ¹	LENGTH O.D. ²		WIDTH O.D. ³		HEIGHT O.D. ⁴		WEIGHT		SHIPPING CUBE					
PART NO.	U	in	mm	in	mm	in	mm	in	in	mm	in	mm	in	mm	lbs	kg	ft3	m3				
SMAC 2109-02/29/02	3U	5.25	133	24	610	19	483	2.2 / 2.2	35.5	902	23.8	603	11.4	289	48	21.8	5.5	0.16				
SMAC 2109-02/29/05W								2.2 / 5.2	38.5	978					50	22.7	6.0	0.17				
SMAC 2109-05/29/05W								5.2 / 5.2	41.5	1054					52	23.6	6.5	0.18				
SMAC 2111-02/29/02	4U	7.00	178	24	610	19	483	2.2 / 2.2	35.5	902	23.8	603	13.1	333	51	23.1	6.4	0.18				
SMAC 2111-02/29/05W								2.2 / 5.2	38.5	978					53	24.0	6.9	0.20				
SMAC 2111-05/29/05W								5.2 / 5.2	41.5	1054					55	24.9	7.5	0.21				
SMAC 2112-02/29/02	5U	8.75	222	24	610	19	483	2.2 / 2.2	35.5	902	23.8	603	14.9	378	53	24.0	7.3	0.21				
SMAC 2112-02/29/05W								2.2 / 5.2	38.5	978					55	24.9	7.9	0.22				
SMAC 2112-05/29/05W								5.2 / 5.2	41.5	1054					57	25.9	8.5	0.24				
SMAC 2116-02/29/02	7U	12.25	311	24	610	19	483	2.2 / 2.2	35.5	902	23.8	603	18.4	467	57	25.9	9.0	0.25				
SMAC 2116-02/29/05W								2.2 / 5.2	38.5	978					60	27.2	9.7	0.28				
SMAC 2116-05/29/05W								5.2 / 5.2	41.5	1054					62	28.1	10.5	0.30				
SMAC 2119-02/29/02	9U	15.75	400	24	610	19	483	2.2 / 2.2	35.5	902	23.8	603	21.9	556	61	27.7	10.7	0.30				
SMAC 2119-02/29/05W								2.2 / 5.2	38.5	978					64	29.0	11.6	0.33				
SMAC 2119-05/29/05W								5.2 / 5.2	41.5	1054					66	29.9	12.5	0.35				
SMAC 2122-02/29/02	11U	19.25	489	24	610	19	483	2.2 / 2.2	35.5	902	23.8	603	25.4	644	66	29.9	12.4	0.35				
SMAC 2122-02/29/05W								2.2 / 5.2	38.5	978					69	31.3	13.4	0.38				
SMAC 2122-05/29/05W								5.2 / 5.2	41.5	1054					71	32.2	14.5	0.41				
SMAC 2128-02/29/02	14U	24.50	622	24	610	19	483	2.2 / 2.2	35.5	902	23.8	603	30.6	778	71	32.2	14.9	0.42				
SMAC 2128-02/29/05W								2.2 / 5.2	38.5	978					74	33.6	16.2	0.46				
SMAC 2128-05/29/05W								5.2 / 5.2	41.5	1054					77	34.9	17.5	0.49				
¹ - Lid Outside Dimension (O.D.) = Lid I.D. plus 1.3" on 5.2" lids and plus 1.1" on 2.2" lids ² - Length includes stiffening ribs, with metal handles installed																			³ - Width listed is calculated with metal handles installed on sides ⁴ - Height excludes .44" stacking ribs			

> MAC Rack™	RACK HEIGHT U SIZE			RACK LENGTH		RACK WIDTH		LID I.D. FRONT/ BACK ¹	LENGTH O.D. ²		WIDTH O.D. ³		HEIGHT O.D. ⁴		WEIGHT		SHIPPING CUBE	
PART NO.	U	in	mm	in	mm	in	mm	in	in	mm	in	mm	in	mm	lbs	kg	ft3	m3
MR1907-02/25/02	3U	5.25	133	20	508	19	483	2.2 / 2.2	31.1	789	22.0	559	9.6	244	31	13.9	3.8	0.11
MR1907-02/25/05								2.2 / 4.4	33.6	853					32	14.5	4.1	0.12
MR1907-05/25/05								4.4 / 4.4	36.1	917					33	15.1	4.4	0.13
MR1907-02/29/02	3U	5.25	133	24	610	19	483	2.2 / 2.2	35.1	891	22.0	559	9.6	244	32	14.5	4.3	0.12
MR1907-02/29/05								2.2 / 4.4	37.6	955					33	15.0	4.6	0.13
MR1907-05/29/05								4.4 / 4.4	40.1	1019					34	15.4	4.9	0.14
MR1909-02/25/02	4U	7.00	178	20	508	19	483	2.2 / 2.2	31.1	789	22.0	559	11.4	289	33	15.2	4.5	0.13
MR1909-02/25/05								2.2 / 4.4	33.6	853					35	15.8	4.9	0.14
MR1909-05/25/05								4.4 / 4.4	36.1	917					36	16.3	5.2	0.15
MR1909-02/29/02	4U	7.00	178	24	610	19	483	2.2 / 2.2	35.1	891	22.0	559	11.4	289	35	15.6	5.1	0.14
MR1909-02/29/05								2.2 / 4.4	37.6	955					36	16.2	5.4	0.15
MR1909-05/29/05								4.4 / 4.4	40.1	1019					37	16.9	5.8	0.16
MR1910-02/25/02	5U	8.75	222	20	508	19	483	2.2 / 2.2	31.1	789	22.6	575	13.1	333	36	16.5	5.3	0.15
MR1910-02/25/05								2.2 / 4.4	33.6	853					38	17.1	5.8	0.16
MR1910-05/25/05								4.4 / 4.4	36.1	917					39	17.6	6.2	0.18

> MAC RACK SPECIFICATIONS

> MAC Rack™	RACK HEIGHT U SIZE			RACK LENGTH		RACK WIDTH		LID I.D. FRONT/ BACK ¹	LENGTH O.D. ²		WIDTH O.D. ³		HEIGHT O.D. ⁴		WEIGHT		SHIPPING CUBE	
PART NO.	U	in	mm	in	mm	in	mm	in	in	mm	in	mm	in	mm	lbs	kg	ft3	m3
MR1910-02/29/02	5U	8.75	222	24	610	19	483	2.2 / 2.2	35.1	891	22.6	575	13.1	333	37	17.0	6.0	0.17
MR1910-02/29/05								2.2 / 4.4	37.6	955					39	17.6	6.5	0.18
MR1910-05/29/05								4.4 / 4.4	40.1	1019					40	18.1	6.9	0.20
MR1913-02/25/02	6U	10.50	267	20	508	19	483	2.2 / 2.2	31.1	789	22.6	575	14.9	378	39	17.8	6.1	0.17
MR1913-02/25/05								2.2 / 4.4	33.6	853					41	18.4	6.5	0.19
MR1913-05/25/05								4.4 / 4.4	36.1	917					42	19.0	7.0	0.20
MR1913-02/29/02	6U	10.50	267	24	610	19	483	2.2 / 2.2	35.1	891	22.6	575	14.9	378	40	18.3	6.8	0.19
MR1913-02/29/05								2.2 / 4.4	37.6	955					42	18.9	7.3	0.21
MR1913-05/29/05								4.4 / 4.4	40.1	1019					43	19.5	7.8	0.22
MR1914-02/25/02	7U	12.25	311	20	508	19	483	2.2 / 2.2	31.1	789	22.6	575	16.6	422	42	19.1	6.8	0.19
MR1914-02/25/05								2.2 / 4.4	33.6	853					43	19.5	7.3	0.21
MR1914-05/25/05								4.4 / 4.4	36.1	917					44	20.0	7.9	0.22
MR1914-02/29/02	7U	12.25	311	24	610	19	483	2.2 / 2.2	35.1	891	22.6	575	16.6	422	42	18.8	7.6	0.22
MR1914-02/29/05								2.2 / 4.4	37.6	955					44	20.1	8.2	0.23
MR1914-05/29/05								4.4 / 4.4	40.1	1019					47	21.3	8.7	0.25
MR1917-02/25/02	9U	15.75	400	20	508	19	483	2.2 / 2.2	31.1	789	22.6	575	20.2	512	46	20.9	8.2	0.23
MR1917-02/25/05								2.2 / 4.4	33.6	853					47	21.3	8.9	0.25
MR1917-05/25/05								4.4 / 4.4	36.1	917					48	21.9	9.5	0.27
MR1917-02/29/02	9U	15.75	400	24	610	19	483	2.2 / 2.2	35.1	891	22.6	575	20.2	512	47	21.3	9.3	0.26
MR1917-02/29/05								2.2 / 4.4	37.6	955					48	21.9	9.9	0.28
MR1917-05/29/05								4.4 / 4.4	40.1	1019					49	22.4	10.6	0.30
MR1921-02/25/02	11U	19.25	489	20	508	19	483	2.2 / 2.2	31.1	789	22.6	575	23.6	600	50	22.6	9.6	0.27
MR1921-02/25/05								2.2 / 4.4	33.6	853					51	23.1	10.4	0.29
MR1921-05/25/05								4.4 / 4.4	36.1	917					52	23.6	11.2	0.32
MR1921-02/29/02	11U	19.25	489	24	610	19	483	2.2 / 2.2	35.1	891	22.6	575	23.6	600	51	23.1	10.8	0.31
MR1921-02/29/05								2.2 / 4.4	37.6	955					52	23.6	11.6	0.33
MR1921-05/29/05								4.4 / 4.4	40.1	1019					53	24.1	12.4	0.35
MR1923-02/25/02	12U	21.00	533	20	508	19	483	2.2 / 2.2	31.1	789	22.6	575	25.4	644	52	23.5	10.3	0.29
MR1923-02/25/05								2.2 / 4.4	33.6	853					53	24.0	11.2	0.32
MR1923-05/25/05								4.4 / 4.4	36.1	917					54	24.6	12.0	0.34
MR1923-02/29/02	12U	21.00	533	24	610	19	483	2.2 / 2.2	35.1	891	22.6	575	25.4	644	53	24.0	11.7	0.33
MR1923-02/29/05								2.2 / 4.4	37.6	955					54	24.6	12.5	0.35
MR1923-05/29/05								4.4 / 4.4	40.1	1019					55	25.1	13.3	0.38
MR1926-02/25/02	14U	24.50	622	20	508	19	483	2.2 / 2.2	31.1	789	22.6	575	28.9	734	56	25.4	11.8	0.33
MR1926-02/25/05								2.2 / 4.4	33.6	853					57	25.7	12.7	0.36
MR1926-05/25/05								4.4 / 4.4	36.1	917					57	25.9	13.7	0.39
MR1926-02/29/02	14U	24.50	622	24	610	19	483	2.2 / 2.2	35.1	891	22.6	575	28.9	734	57	25.9	13.3	0.38
MR1926-02/29/05								2.2 / 4.4	37.6	955					58	26.1	14.2	0.40
MR1926-05/29/05								4.4 / 4.4	40.1	1019					58	26.4	15.2	0.43

¹ - Lid Outside Dimension (O.D.) = Lid I.D. plus 1.3" on 4.4" lids and plus 1" on 2.2" lids


² - Length includes stacking ribs

³ - Width listed is calculated with plastic handles installed on sides which is standard.
3U, 4U and 5U cases come standard with stainless steel handles all around.

⁴ - Height excludes .44" stacking ribs

> BlackBox	RACK HEIGHT U SIZE			RACK LENGTH		RACK WIDTH		LID I.D. FRONT/ BACK ¹	LENGTH O.D. ²		WIDTH O.D. ⁴		HEIGHT O.D. ³		WEIGHT		SHIPPING CUBE	
PART NO.	U	in	mm	in	mm	in	mm	in	in	mm	in	mm	in	mm	lbs	kg	ft3	m3
BlackBox 3U	3U	5.25	133	24	610	19	483	2.2 / 5.2	38.5	978	24.6	625	11.4	289	42	19.1	6.2	0.18
BlackBox 4U	4U	7.00	178	24	610	19	483	2.2 / 5.2	38.5	978	24.6	625	13.1	333	47	21.3	7.2	0.20
BlackBox 5U	5U	8.75	222	24	610	19	483	2.2 / 5.2	38.5	978	24.6	625	14.9	378	48	21.8	8.2	0.23
BlackBox 7U	7U	12.25	311	24	610	19	483	2.2 / 5.2	38.5	978	24.6	625	18.4	467	51	23.1	10.1	0.29
BlackBox 9U	9U	15.75	400	24	610	19	483	2.2 / 5.2	38.5	978	24.6	625	21.9	556	56	25.4	12.0	0.34
BlackBox 11U	11U	19.25	489	24	610	19	483	2.2 / 5.2	38.5	978	24.6	625	25.4	644	60	27.2	13.9	0.39
BlackBox 14U	14U	24.50	622	24	610	19	483	2.2 / 5.2	38.5	978	24.6	625	30.6	778	66	29.9	16.8	0.48

¹ - Lid Outside Dimension (O.D.) = Lid I.D. plus 1.3" on 5.2" lids and plus 1.1" on 2.2" lids
² - Length includes stiffening ribs
³ - Height excludes .44" stacking ribs
⁴ - Width is based on measurements with installed comfort grip handles



> ProRack	RACK HEIGHT U SIZE			RACK LENGTH		RACK WIDTH		LID I.D. FRONTBACK ¹		LENGTH O.D. ²		WIDTH O.D.		HEIGHT O.D. ³		WEIGHT		SHIPPING CUBE	
Part No.	U	in	mm	in	mm	in	mm	in	mm	in	mm	in	mm	in	mm	lbs	kg	ft3	m3
PR2008-01/18/01	4U	7.00	177.8	18	457	19	483	1.81	46	22	559	22.4	568	11.3	286	20.9	9.5	3.2	0.09
PR2012-01/18/01	6U	10.50	266.7	18	457	19	483	1.81	46	22	559	22.4	568	14.8	375	23.9	10.8	4.2	0.12
PR2015-01/18/01	8U	14.00	355.6	18	457	19	483	1.81	46	22	559	22.4	568	18.3	464	27.3	12.4	5.2	0.15
PR2026-01/18/01	14U	24.50	622.3	18	457	19	483	1.81	46	22	559	22.4	568	28.0	711	36.3	16.5	8.0	0.23
<div><div>¹ - Lid Outside Dimension (O.D.) = Lid I.D. plus 0.2" per lid</div><div>² - Length includes stacking ribs</div><div>³ - Height excludes 0.5" stacking ribs</div></div>																			

The variance in rack length based on non shock mounted frame – “17” rack frame is only obtained by purchasing extra rack frame for the rear of the case, 17” rack length may vary – this is not a shock mounted rack”



> STANDARD AND CUSTOM SOLUTION EXPERTS

We understand that a case has to do more than look good. It has to take whatever the world dishes out without putting your gear at risk. After all, your equipment is more than a set of tools – it's a fundamental part of the way you do business. Since 1954, Pelican-Hardigg™ Cases have been designed to survive the harshest environments on earth, from the Sahara to the Antarctic. Our cases can take repeated drops, blows and soakings while our patented shell design and solid aircraft-quality rackmounts cushion your gear from interference. No other protective cases in the industry look or perform as well when it comes to safeguarding your vital or expensive equipment.

While Pelican-Hardigg™ Cases offers the widest range of standard sizes and configurations in the container industry, many scientific, industrial, military, and commercial equipment systems require a customized solution.

If our selection of cases does not match your needs exactly, we will custom design a case that does. Call us at 1-800-542-7344.



REMOTE AREA
LIGHTING SYSTEMS



FLASHLIGHTS



PELICAN AND
PELICAN STORM CASES



MICRO CASES



SPECIALTY PRODUCTS

> LEARN ABOUT OTHER PELICAN PRODUCTS AT WWW.PELICAN.COM

Our success is based on your success, that's why we take pride in engineering the best products for the job. Our products range from flashlights that illuminate the world's darkest and dangerous places, to cases that protect fragile equipment in the toughest environments.

ADVANCED LIGHTING SOLUTIONS

- Safety approved lights for hazardous areas
- Tactical lights for military and law enforcement
- Specialized lights for fire and rescue operations
- Submersible lights for diving

CASE AND SPECIALTY PRODUCT SOLUTIONS

- Watertight cases for wet conditions
- Long cases for military and law enforcement
- Specialized laptop and organization solutions for off site jobs
- Micro Case protection for small electronics
- Specialty products for portable workspace and organization solutions

PELICAN LEGENDARY LIFETIME GUARANTEE OF EXCELLENCE

Pelican Products, Inc. guarantees its products for a lifetime against breakage or defects in workmanship. Pelican™ injection molded cases are guaranteed to be watertight to a depth of 3.3 feet (1 meter) for 30 minutes (IP 67) unless otherwise stated if properly closed with undamaged o-ring in place. Pelican's liability is limited to the case and not its contents or foam. This guarantee does not cover the lamp or batteries (rechargeable or alkaline) for lights. Any liability, either expressed or implied, is limited to replacement of the product. This guarantee is void if the Pelican product has been abused beyond normal and sensible wear and tear. This guarantee does not cover shark bite, bear attack or damage caused by children under five.

Guarantee does not cover Roto Molded products. Refer to www.pelican.com/warranty for full details.

U.S.A.

TO ORDER PELICAN™ LIGHTS AND CASES IN THE USA:

TORRANCE

23215 Early Avenue
Torrance, CA 90505
Tel: 310.326.4700
800.473.5422
Fax: 310.326.3311
www.pelican.com

TO ORDER PELICAN STORM OR PELICAN-HARDIGG™ CASES IN THE USA:

SOUTH DEERFIELD

147 North Main Street
South Deerfield, MA 01373
Tel: 800.542.7344
Fax: 413.665.8330
www.pelican.com

INDIANA

3802 N 600 W # B
Greenfield, IN 46140-9642
Tel: 317.866.2040
www.pelican.com

INTERNATIONAL

CANADA

Pelican Products, Inc.
10221-184th Street
Edmonton, Alberta
T5S 2J4 Canada
Tel: 780.481.6076
Fax: 780.481.9586
www.pelican.ca

EUROPE, MIDDLE EAST & AFRICA

Peli Products, S.L.
c/ Casp, 33-B Pral.
08010 • Barcelona, Spain
Tel +34 934 674 999
Fax +34 934 877 393
www.peli.com

JAPAN

Pelican Products K.K.
Suntec Bldg. 7F
2-2-7 Honcho, Funabashi-shi
Chiba 273-0005 Japan
Tel +81 47 433 7715
Fax +81 47 433 7882
www.pelicanproducts.jp

AUSTRALIA

Pelican Products Pty Ltd
Suite 2.33, Platinum West
4 Ilya Avenue, Erina NSW 2260
Australia
Ph: +612 4367 7022
Fax: +612 4367 7066
www.pelicanaustralia.com

CHINA

Pelican Products China Representative Office
Pine City Building, Room 1026
777 Zhaojiabang Road
Shanghai, China 200032
Tel +86.21.64189685
Fax +86.21.64189679
www.pelican.com/cn



©2009 Pelican Products, Inc. All trademarks and logos displayed herein are registered and unregistered trademarks of Pelican Products, Inc. and others. iPhone and iPod are registered trademarks of Apple Inc. Instapak Quick® RT is a registered trademark of Sealed Air Corporation. Velcro is a registered trademark of Velcro Industries B.V.

Part. No. 0030-005-900 FE/10

DISTRIBUTED BY

Sierra Cases

1.888.880.7728

sales@sierracases.com